



ICE1506R  
on a DISPENSER



ICE1506HT on a B55

## Features

- Space-saving 30" (762 mm) wide design to fit a broad array of bins and fit in tight spaces.
- Produces up to 1450 lbs (658 kg) of ice per day.
- Free factory-installed optional Top Air Discharge available for maximum ice production in a small space.
- *Harvest Assist* provides consistent ice production for the life of the ice maker while reducing energy consumption and increasing capacity.
- Durable, electroless nickel plating on all evaporator plates ensures reliability.
- *Longest warranty in the industry.* Purchase an Ice-O-Matic water filter with your cube ice maker, replace the filter every six months, and the evaporator warranty is extended to 7 years parts and labor (available in the U.S. and Canada only).
- Constructed from corrosion-resistant stainless steel.
- Comes equipped with ice level and ice deflectors for both bin and dispenser applications.

## Options & Accessories

WATER FILTERS		
Ice Machine Model	Manifold	
	System	Replacement
ICE1506	IFQ2-XL	IOMQXL (2)

## Ice Maker Warranty

Every Ice-O-Matic ice maker is backed by a warranty that provides both parts and labor coverage.

- Three years **Parts and Labor.**
- Five years **Parts** coverage on the evaporator and compressor.
- Seven years **Parts and Labor** on the evaporator when you purchase an Ice-O-Matic water filter with your cube ice maker and replace the filter every six months (available in the U.S. and Canada only).

## Ice Form



### CUBE

HALF CUBE DIMENSIONS*	
W x D x H (in.)	3/8 x 7/8 x 7/8
W x D x H (mm)	10 x 22 x 22

## Bin Chart Kits for Combining Wider Bins with Smaller Models

		ICE STORAGE BINS										
		Model No.	B25	B40	B42	B55	B110	B700	B1000	B1300	B1325	B1600
Kits	Capacity		242 lbs (110 kg)	344 lbs (156 kg)	351 lbs (160 kg)	510 lbs (232 kg)	854 lbs (388 kg)	680 lbs (308 kg)	1000 lbs (454 kg)	1320 lbs (599 kg)	1325 lbs (601 kg)	1660 lbs (753 kg)
	Width		30 in (762 mm)	30 in (762 mm)	22 in (559 mm)	30 in (762 mm)	48 in (1219 mm)	30 in (762mm)	48 in (1219 mm)	48 in (1219 mm)	60 in (1524 mm)	60 in (1524 mm)
	Kit		Kit Not Required	Kit Not Required	N/A	Kit Not Required	BPF-1	Kit Not Required				
	ICE1506HR											
	ICE1506HT											

See Ice-O-Matic Price List for Adapter Kits to combine ice makers with most available ice/beverage dispensers.



ICE1506 SLIMLINE CUBE MAKER

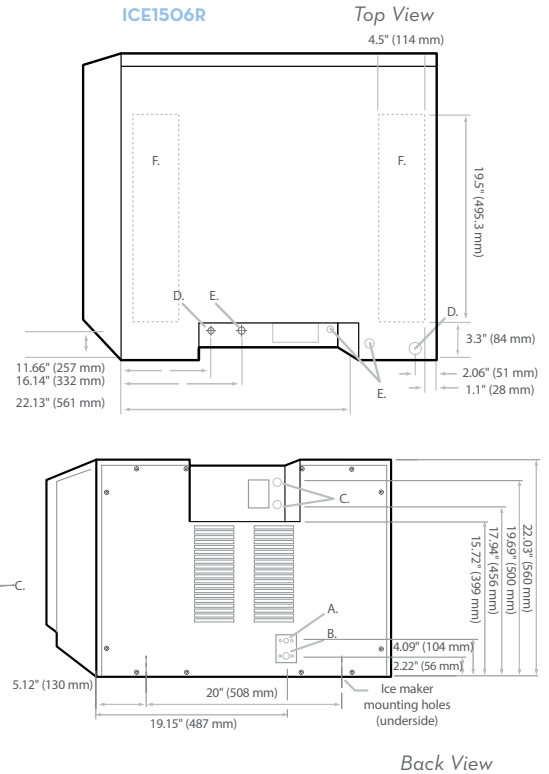
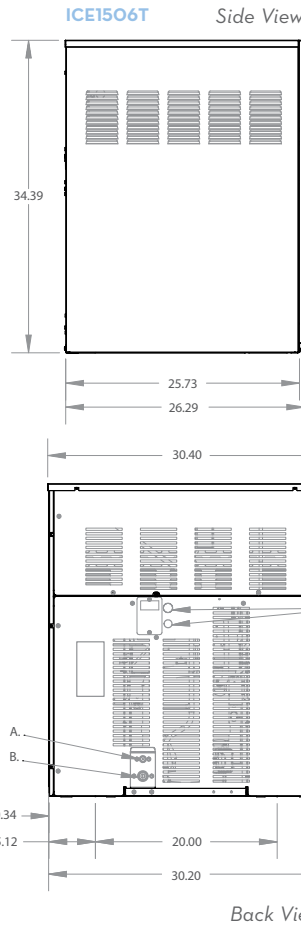
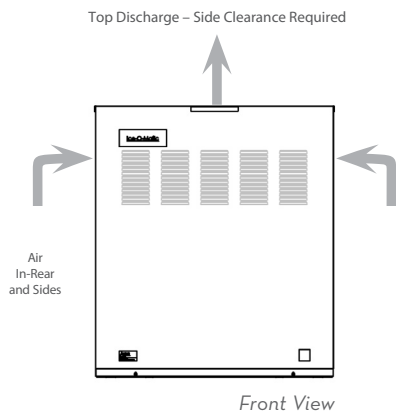
### Remote Cooled

- A. Ice maker potable water in, 3/8" FPT.
- B. Ice maker water out, 3/4" FPT.
- C. Hole for electrical connections, 7/8".
- D. Liquid line, 3/8" male quick connect coupling for precharged line set.
- E. Discharge line, 1/2" male quick connect coupling for precharged line set.
- F. Ice cube drop zone in bottom of unit.

### Air Cooled

Please note: unit requires 2" (100 mm) clearance for air intake and service.

- A. Ice maker potable water in, 3/8" FPT.
- B. Ice maker water out, 3/4" FPT.
- C. Hole for electrical connections, 7/8".



## Operating Requirements

	MINIMUM	MAXIMUM
	<b>60 Hz</b>	
Ambient Temp. Range Air	50°F (10°C)	100°F (38°C)
Water Temp.	40°F (4.4°C)	
Water Pressure	20 PSIG (1.4 BAR)	60 PSIG (4.1 BAR)
Remote Condenser Temp.	-20°F (-29°C)	120°F (50°C)

## Dimensions

ICE1506R	
W x D x H (in.)	30.4 x 26.3 x 22.03
W x D x H (mm)	772 x 668 x 560
ICE1506HT	
W x D x H (in.)	30.4 x 26.3 x 34.39
W x D x H (mm)	772 x 668 x 874

## Specifications

Model Number	Cond. Unit	Ice Production per 24hrs		Water Usage gallons per 100 lbs of Ice 90°F air/70°F water		kWH Used per 100 lbs of ice @ 90°F air/70°F water	Voltage Characteristics	Min. Circuit Ampacity	Max Breaker Size	Approx. BTUs per hour
		70°F air/50°F water lbs (kg)	90°F air/70°F water lbs (kg)	Potable	Condenser					
ICE1506HR*	Remote	1450 (658)	1100 (499)	21	-	4.55	208-230/60/1	24.5	30	22,491
ICE1506HT	Air	1430 (649)	1125 (510)	20	-	4.6	208-230/60/1	23.0	30	20,000

\*Requires RCA3061 Remote Condenser.

When installing a modular ICE on a drink dispenser, the KCUBEDISPB MUST be used.

### NOTES:

- Number of Wires: 3 (including ground)
- Approx. Shipping Weight lbs (kg): ICE1506HR 300 (136) • ICE1506HT 310 (141)
- Refrigerant Type: R404A

Ice-O-Matic reserves the right to change the specifications at any time without obligation. Certifications may vary depending on country of origin.